

RESOURCES

WEB SITES:

www.kpepc.org
www.metro911.org
www.redcross.org
www.ready.gov

KanPlan

A prepared population reduces the demand on emergency services which allows personnel to concentrate on resolving-and recovering from the emergency situation.

INSIDE:

What is KanPlan?	2
How will Emergency Response Officials notify me of an Emergency?	2
Kanawha County's Emergency Preparedness	2
Shelter In Place	3
Evacuation	3
Developing your own Emergency Plan	3
Participating Agencies	4
Your Family Plan	4
Neighborhood Plan	4

Plan for an Emergency

What is an emergency? An emergency is an unplanned event with potential to harm people, resources or structures. In the Kanawha Valley it could include a chemical release or a weather event such as a tornado, blizzard, flood or wildfire.

Prepare now

The best time to plan for an emergency is before you have one. Every resident should have an emergency preparedness plan and a shelter in place kit to be ready for any weather or man-made emergency.

Develop your own Emergency Preparedness plan. Consider the types of emergency situations you might experience and develop your Shelter-In-Place Kit and Emergency Kit. Identify resources available before they are needed.



Important numbers

911

For all emergencies

304-744-6843

Non-emergency
contact with emergency services

You are responsible for your safety

- ✓ Determine your family's needs during an emergency, such as cash, checkbook, medicine, eyeglasses and toiletries. Gather important documents, family phone numbers and medical information for your family.
- ✓ Assemble your Emergency Kit, including a first aid supplies, batteries, flashlights, a radio and shelter in place materials.
- ✓ Discuss emergency plans with everyone in the household before an incident occurs.
- ✓ If you have children in school, understand the school's plans before an emergency occurs and do your part to follow the plans.
- ✓ If you or someone in your family has a disability or medical condition, please notify your local fire department of your need for assistance. The fire department will keep your information on file in case of an emergency and can dispatch the necessary assistance.

What is the KanPlan?



KanPlan

A coordinated public education program to provide Kanawha County Citizens with emergency preparedness information and support. Sharing our preparedness information and tools with you to enable our communities, businesses, and families to develop their own Emergency Preparedness Plans.

A prepared population is a vital piece of preparedness allowing emergency personnel to concentrate on resolving and recovering from any emergency situation.

How will emergency response officials notify me of an emergency?

KC911- Emergency officials may use the telephone ring-down system to share information by telephone. It is important to stay off your telephone during an emergency.





Non-emergency number for Metro 911 - 304-744-6843 - Do not call 911 if you are seeking information regarding an emergency. It ties up the phone lines and takes staff attention away from responding to the emergency.

Emergency Broadcast System - Tune in to a local television or radio stations - Officials may use local radio and television stations to make announcements.

If you live in a community where you can hear the emergency sirens, make sure you pay attention to the sirens.

Kanawha County's Emergency Preparedness

A coordinated effort comprised of: school plans, business plans, senior center plans. Resources for more information are available:

- | | |
|---|---|
|  Kanawha Putnam Emergency Planning Council
(304) 414-3600 |  Department of Homeland Security
(304) 588-5380 |
|  American Red Cross
(304) 340-3650 |  AARP
1-866-227-7458 |

Shelter In Place

Many residents in the Kanawha Valley should be ready to shelter in place for a chemical emergency.

- ☑ If a shelter in place is called, go inside and stay inside with your family and your pets.
- ☑ Turn off ventilation fans, heating and air conditioning units.
- ☑ Deploy your shelter in place materials. Stay inside until the all clear is given on the radio or through the KC911 system.

You can find detailed information on the contents, preparation and proper use of shelter-in-place materials on the

KPEPC web site or the National Institute of Chemical Studies web site:

www.kpepc.org
www.nicsinfo.org

If you don't have access to web sites at home, visit your local library to use a computer.

Shelter-In-Place Kit

supplies include:

- Plastic sheeting
- Duct tape
- Television or radio, batteries.
- Telephone
- Water and supplies for several hours.

Evacuation

An evacuation will be ordered only if the community is threatened and there is time to evacuate safely and in an orderly manner.

- ✓ Local officials, through radio and television broadcasts, will specify which areas of the community must evacuate. In many cases, sheltering-in-place is more effective and will keep you safer than hitting the road.
- ✓ If you are notified to prepare to evacuate, listen to local radio or television stations for instructions. Gather your clothing and medication needed for a short stay away from home. Do not leave your home unless you are instructed to evacuate.

Make your Emergency Plan and Develop an Emergency Supply Kit

- ✓ Determine family needs during an emergency, such as cash, checkbook, medicine, eyeglasses and toiletries. Gather important documents, family phone numbers and medical information for you and your family members.
- ✓ Gather emergency supplies and keep them refreshed, including a first aid kit, batteries, flashlights, radio, food and drinking water for all those in your household. Make sure you have prescription medications, eyeglasses and medical equipment available.
- ✓ Discuss emergency plans with everyone in the household before an incident occurs.

If you have children in school, allow the school to implement its emergency plan. Understand those plans before an emergency occurs.

Participating Agencies



- ★ Metro 911
- ★ Kanawha County Commission
- ★ Kanawha Valley Regional Transportation Authority
- ★ Kanawha County Emergency Ambulance Authority
- ★ City of Charleston
- ★ Office of Emergency Services & Homeland Security
- ★ American Red Cross Central WV Chapter
- ★ Kanawha County Sheriff's Office
- ★ Kanawha County Office of Emergency Services
- ★ Kanawha County Health Department
- ★ Kanawha Putnam Emergency Planning Council
- ★ National Weather Service
- ★ Local Municipality First Responders (Fire, EMS, Police)
- ★ Volunteer Fire Departments

Your Family Emergency Plan

- ✓ Visit www.metro911.org to opt-in to the Metro KC911 system and receive emergency messages on your cell phone.
- ✓ Reduce identified hazards through safe practices
- ✓ Maintain a small family first-aid kit
- ✓ Develop a family communication plan utilizing an out-of-town friend or relative as a contact point
- ✓ Program Metro's non-emergency community Support number into your cell phones and use it to get help with issues such as utility lines down and washed out roads and bridges. Community Support can be reached twenty-four hours a day (304) 744-OTHER or (304) 744-6847. Using this number helps keep 911 circuits and personnel free to handle urgent emergency calls.
- ✓ Develop a fire escape plan for year entire family and practice it.
- ✓ Always keep a 3-day supply of your prescription medications on hand.
- ✓ Maintain flashlights and battery-operated broadcast radios with a supply of fresh batteries.
- ✓ Maintain smoke and carbon monoxide detectors in your home. Replace the batteries with time changes in the spring and fall.
- ✓ Keep a supply of bottled water (at least one gallon per day for each member of your household). Plan to replace that water supply every two years.
- ✓ Keep a supply of non-perishable foods
- ✓ Develop a plan and acquire the resources to shelter-in-place for up to 72 hours
- ✓ How to quickly gather important documents, prescription medicines and vital supplies in the event an evacuation is necessary.
- ✓ Develop a plan to care for your pets, preferably by leaving them with a friend who is unaffected by the same emergency
- ✓ Advance planning with emergency management officials for (special needs population)
- ✓ Consider keeping an amount of cash on hand for emergencies, in case ATMs are not functioning
- ✓ Give some thought to who should care for your children should you become unreachable. Consult an attorney regarding permanent custody of you minor children. Make prearrangements with family or trusted friends, as needed.
- ✓ Visit www.ready.gov for more information on planning for emergencies.

Neighborhood Emergency Plan

- ✓ A little bit of planning with neighbors can be a big benefit during an emergency.
- ✓ Consider risk factors in your neighborhood.
- ✓ Organize neighbors. Plan to help each other and share resources.